


Cylindrical Proximity Sensor

E2GN

High quality at exceptional cost

- M12 and M18 models with standard sensing range.



CE

Ordering Information

Size		Sensing Distance		Connection	Body Material	Model	Operation Mode : NO
						Output Configuration: PNP	Output Configuration: NPN
Shielded	M12	2 mm		Pre-wired	Brass	E2GN-M12KS02-WP-B1	E2GN-M12KS02-WP-C1
				Connector		E2GN-M12KS02-M1-B1	E2GN-M12KS02-M1-C1
	M18	5 mm		Pre-wired		E2GN-M18KS05-WS-B1	E2GN-M18KS05-WS-C1
				Connector		E2GN-M18KS05-M1-B1	E2GN-M18KS05-M1-C1
Non-Shielded	M12	5 mm		Pre-wired		E2GN-M12KN05-WP-B1	E2GN-M12KN05-WP-C1
				Connector		E2GN-M12KN05-M1-B1	E2GN-M12KN05-M1-C1
	M18	8 mm		Pre-wired		E2GN-M18KN08-WS-B1	E2GN-M18KN08-WS-C1
				Connector		E2GN-M18KN08-M1-B1	E2GN-M18KN08-M1-C1

Ratings and Specifications (DC 3-wire Models)

Item		Size	M12		M18	
		Shielded	Shielded	Non-Shielded	Shielded	Non-Shielded
		Model	E2GN-M12KS02-□□-B1	E2GN-M12KN05-□□-B1	E2GN-M18KS05-□□-B1	E2GN-M18KN08-□□-B1
Sensing distance			2mm	5mm	5mm	8mm
Power supply voltage			10 to 30 VDC, Ripple (p-p): 10% max.			
Output type			-B1 models: PNP open collector -C1 models: NPN open collector			
Control output	Load current		200 mA max.			
	Residual voltage		3 V max. (load current: 200 mA, cable length: 2 m)			
Indicator			Operation indicator (Red)			
Operation mode (with sensing object approaching)			NO			
Protection circuits			Reversed power supply polarity protection, Output short-circuit protection, Reversed output polarity protection			
Ambient temperature range			Operating/Storage: -25 °C to 70 °C (with no icing or condensation)			
Ambient humidity range			Operating/Storage: 35% to 95% (with no icing or condensation)			
Degree of protection			IEC60529: IP67, EN60947-5-2: EMC			
Mounting torque			10 N·m			

Tel. 3103-2100 / zycon@zycon.com.br
<http://www.zycon.com.br>



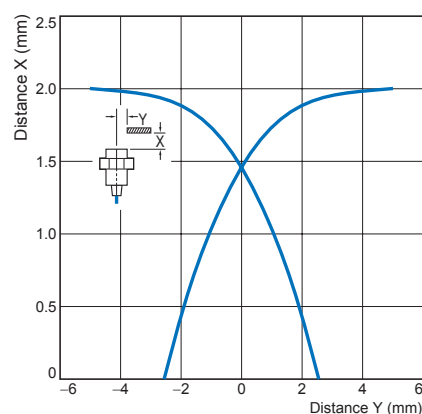
Rua Dr. Zuquim, 1720 10º andar
 02035-022 - Santana - São Paulo - SP



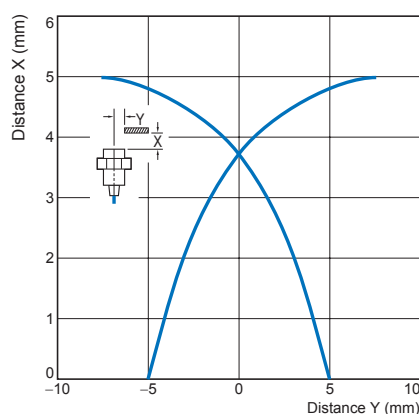
Engineering Data (Typical)

Shielded Models

E2GN-M12KS02

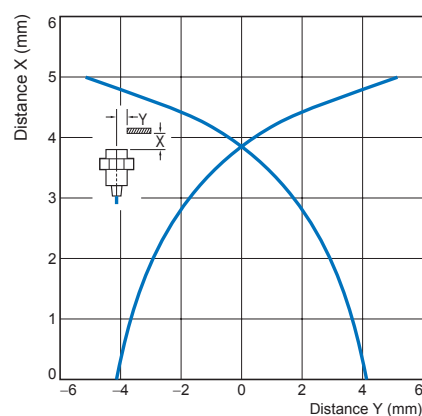


E2GN-M18KS05

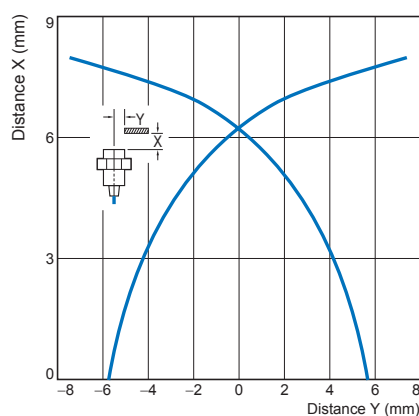


Non-Shielded Models

E2GN-M12KN05-WP-B1



E2GN-M18KN08-WS-B1



I/O Circuit Diagrams

PNP output

E2GN-M12KS02-WP-B1

E2GN-M12KS02-M1-B1

E2GN-M18KS05-WS-B1

E2GN-M18KS05-M1-B1

E2GN-M12KN05-WP-B1

E2GN-M12KN05-M1-B1

E2GN-M18KN08-WS-B1

E2GN-M18KN08-M1-B1

NPN output

E2GN-M12KS02-WP-C1

E2GN-M12KS02-M1-C1

E2GN-M18KS05-WS-C1

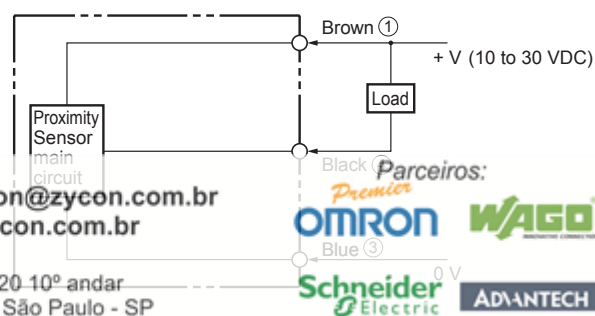
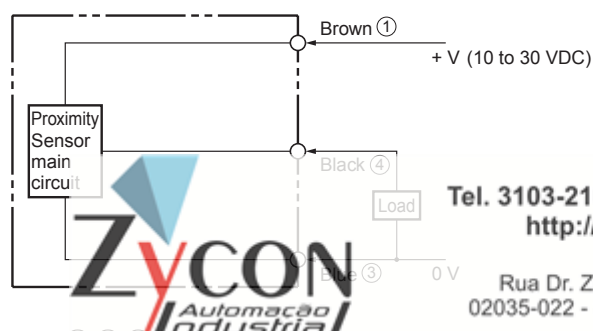
E2GN-M18KS05-M1-C1

E2GN-M12KN05-WP-C1

E2GN-M12KN05-M1-C1

E2GN-M18KN08-WS-C1

E2GN-M18KN08-M1-C1



Tel. 3103-2100 / zycon@zycon.com.br
<http://www.zycon.com.br>

Rua Dr. Zuquim, 1720-10º andar
 02035-022 - Santana - São Paulo - SP

Parceiros:
OMRON **WAGO**
Schneider Electric **ADVANTECH**

Note: ① ③ ④ are the pins' numbers of the Connector.

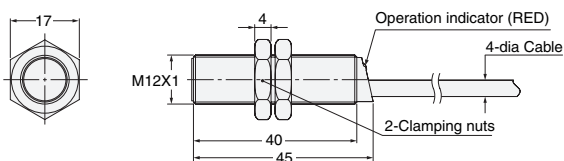
E2GN

Dimensions

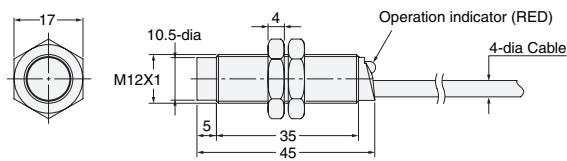
(Unit: mm)

Tolerance class IT16 applies to dimensions in this data sheet unless otherwise specified.

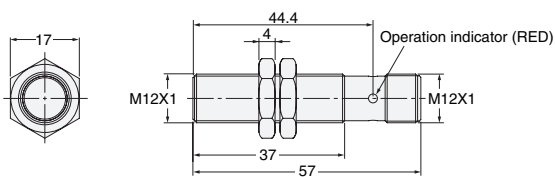
E2GN-M12KS02-WP-B1
E2GN-M12KS02-WP-C1



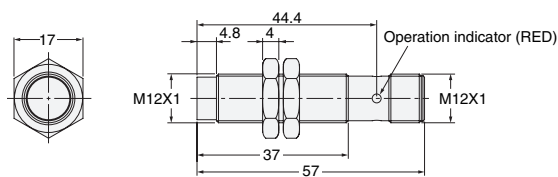
E2GN-M12KN05-WP-B1
E2GN-M12KN05-WP-C1



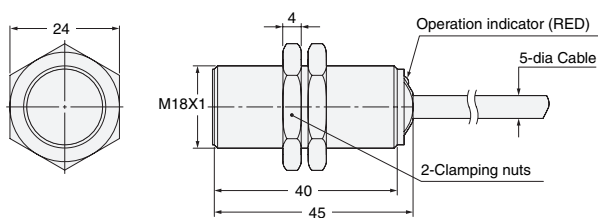
E2GN-M12KS02-M1-B1
E2GN-M12KS02-M1-C1



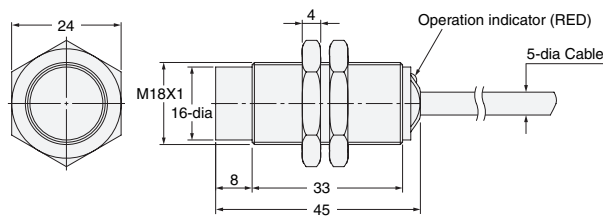
E2GN-M12KN05-M1-B1
E2GN-M12KN05-M1-C1



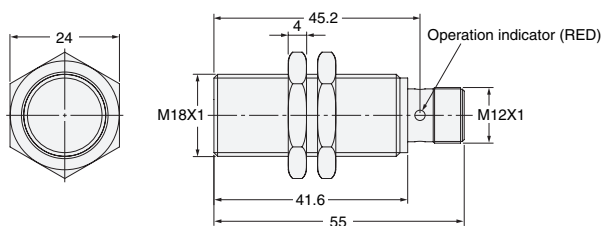
E2GN-M18KS05-WS-B1
E2GN-M18KS05-WS-C1



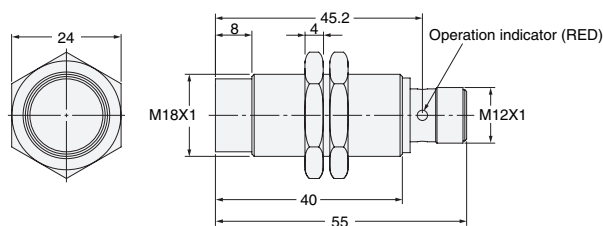
E2GN-M18KN08-WS-B1
E2GN-M18KN08-WS-C1



E2GN-M18KS05-M1-B1
E2GN-M18KS05-M1-C1



E2GN-M18KN08-M1-B1
E2GN-M18KN08-M1-C1



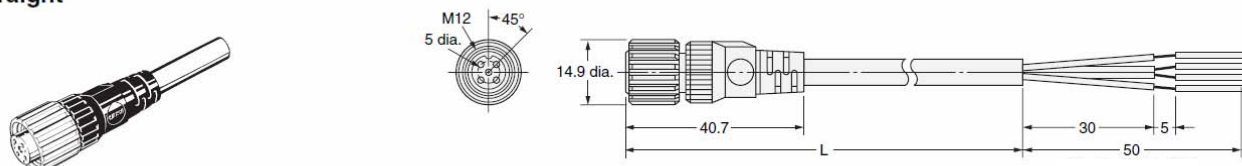
XS2F M12 Sockets on One Cable End

XS2F-B12PVC3□□□M

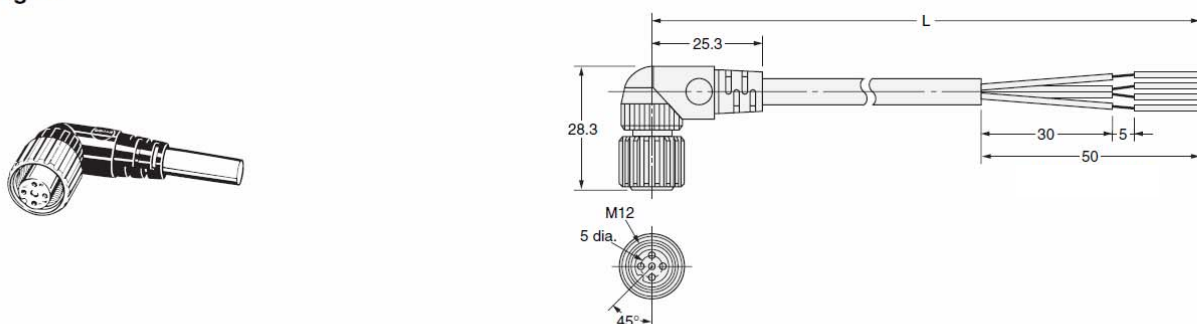
Dimensions

(Unit: mm)

Straight



Angled



Wiring Diagram

3 cores



Ordering Information

Cable	Cores	Shape	Length (m)	Product description	LED
PVC	3	Straight	2	XS2F-B12PVC3S2M	—
PVC	3	Straight	5	XS2F-B12PVC3S5M	—
PVC	3	Straight	10	XS2F-B12PVC3S10M	—
PVC	3	Angled	2	XS2F-B12PVC3A2M	—
PVC	3	Angled	5	XS2F-B12PVC3A5M	—
PVC	3	Angled	10	XS2F-B12PVC3A10M	—

Ratings and Specifications

Rated current	4A
Rated voltage	125 VDC
Contact resistance	40 mΩ max. (20 mV max., 100 mA max.)
Insulation resistance	1,000 MΩ min. (at 500 VDC)
Dielectric strength	1,500 VAC for 1 min (leakage current: 1 mA max.)
Degree of protection	IP67(IEC60529)
Insertion tolerance	200 times min.

Material

Contact / Surface	Copper Alloy / Nickel base, Au0.4μm
Connector housing	PBT resin (UL94V-0)
Nut / Surface	Copper Alloy / Nickel plated
Cover	PBT resin (UL94V-0)

Cable

Color	Black
Outer diameter	Φ5mm
Conductor size	AWG22 0.34mm ²
	UL AWM

Features	Parceiros: Flame retardant
Temperature	OMRON WAGO

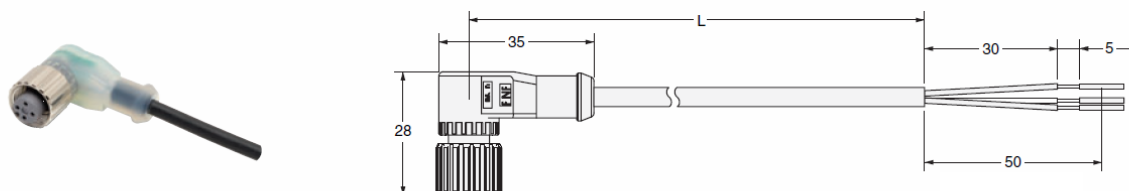
XS2F M12 Sockets on One Cable End with LED

XS2F-B12PVC3A□□M□LED

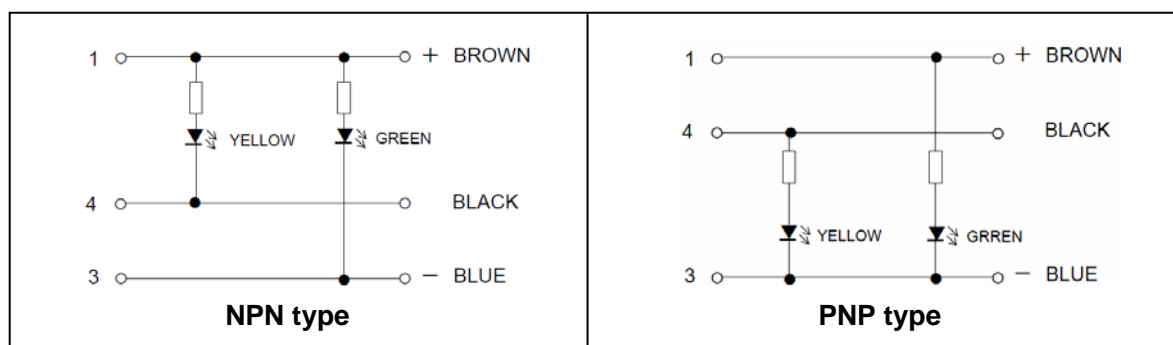
Dimensions

(Unit: mm)

Angled



Wiring Diagram



Ordering Information

Cable	Cores	Shape	Length (m)	Product description	LED
PVC	3	Angled	2	XS2F-B12PVC3A2MPLED	PNP
PVC	3	Angled	5	XS2F-B12PVC3A5MPLED	PNP
PVC	3	Angled	10	XS2F-B12PVC3A10MPLED	PNP
PVC	3	Angled	2	XS2F-B12PVC3A2MNLED	NPN
PVC	3	Angled	5	XS2F-B12PVC3A5MNLED	NPN
PVC	3	Angled	10	XS2F-B12PVC3A10MNLED	NPN

Ratings and Specifications

Rated current	4A
Rated voltage	125 VDC
Contact resistance	40 mΩ max. (20 mV max., 100 mA max.)
Insulation resistance	1,000 MΩ min. (at 500 VDC)
Dielectric strength	1,500 VAC for 1 min (leakage current: 1 mA max.)
Degree of protection	IP67(IEC60529)
Insertion tolerance	200 times min.

Material

Contact / Surface	Copper Alloy / Nickel base, Au0.4μm
Connector housing	PBT resin (UL94V-0)
Nut /Surface	Copper Alloy / Nickel plated
Cover	PBT resin (UL94V-0)

Cable

Color	Black
Outer diameter	Φ5mm
Conductor size	AWG22 0.34mm ²
Features	UL AWM Flame retardant
Temperature range	-25C to +70C



This document provides information mainly for selecting suitable models. Please read the Instruction Sheet carefully for information that the user must understand and accept before purchase, including information on warranty, limitations of liability, and precautions.

OMRON AUTOMATION PRIVATE LTD

Noida : 212 & 213, 2nd Floor, International Home Deco Park (IHDP), Plot No.7, Sector 127, Taj Express Way, Noida 201301, India
Mumbai : #102 & 103, Meadows, Sahar Plaza, Andheri, Kurla Road, Andheri East, Mumbai - 400059 India
Bangalore : #43, G.N. Complex, St Johns Road, Bangalore 560042, India
Chennai : Palani Murugan Towers, Door No. 46, A-6, 1st Floor, Mount Poonamallee Road, Nandambakkam, Chennai - 600 089.
Pune : #304, 3rd Floor, M.P.J Chambers, Mumbai-Pune Highway, Wakadewadi, Shivajinagar, Pune - 411 005

Tel: 91-0120-4745 800 (Noida)
91-022-4275 5600 (Mumbai)
91-080-4072 6400/401 (Bangalore)
91-020-6650 6470 (Pune)
91-044-4851 3646 (Chennai)

Website: www.omron-ap.com Email: enquiry@ap.omron.com



Tel. 3103-2100 / zycon@zycon.com.br
<http://www.zycon.com.br>

Rua Dr. Zuquim, 1720 10º andar
02035-022 - Santana - São Paulo - SP

Authorized Distributor

